


Stainless Steel Wall Cabinets

SST's stainless wall cabinets are IP 66 and UL 50 type 4 and 4X approved. The cabinets are made in the highest quality of 1.5 or 2.0 mm rust-proof grinded plate, grain 220 (AISI 304, DIN 1.4301, SS 2333). Can also be produced in acid-resistant AISI 316, DIN 1.4401, SS 2347. The mounting plate is made of 3 mm galvanized plate, which provides good corrosion protection and perfect conductivity. The lock, which is made of rust-resistant materials, is supplied with a notched lock. Finger grip, triangle/square lock and double tab can be supplied. The cabinets are manufactured with an 85° bent drip edge. The opening angle of the door is approx. 110°.




TYPE A WALL CABINET

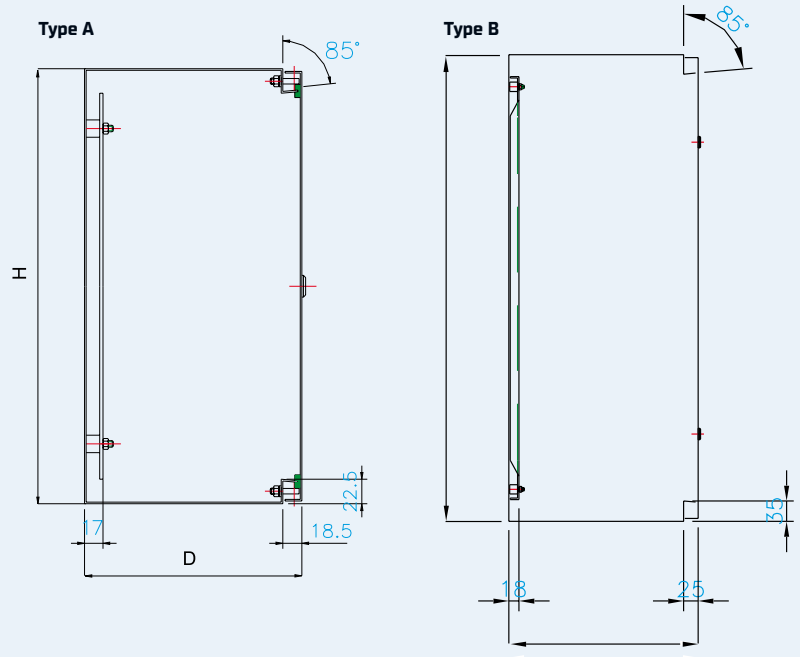
- + Extruded EPDM rubber strip with extremely good durability against cleaning agents
- + Supplied as standard with notched lock
- + Specially designed, laser-cut hinge, adapted to the small bend
- + 3 mm mounting plate
- + 22.5 mm bend
- + IP 66 (DEMKO) and UL 50 type 4 and 4X
- + Type A comes in all sizes up to 600x600 mm (WxH)

TYPE B WALL CABINET

- + Type B comes in all sizes larger than 600x600 mm (WxH)
- + Extruded EPDM rubber strip with extremely good durability against cleaning agents
- + Supplied as standard with notched lock
- + Strong hinge intended for heavy loads
- + 3 mm mounting plate
- + IP 66 (DEMKO) and UL 50 type 4 and 4X
- + Closing mechanism outside the clearance



Stainless Steel Wall Cabinets



Accessories

- Suspension bracket type A: No. 040-005-000
- Suspension bracket type B: No. 040-003-000
- Cover with pane made of polycarbonate sheet either smoke colored or clear
- Instrument panel
- Ventilation grate
- All types can also be supplied in acid-resistant material AISI 316

AISI 304 Item number	AISI 316 Item number	External measurements WxHxD (mm)	Clearance WxH (mm)	Mounting depth M (mm)	Bottom plate WxH (mm)	Type	Weight Kg
201-253-150	203-253-150	250x300x150 mm	205x255 mm	130 mm	230x250 mm	A	6 kg
201-303-150	203-303-150	300x300x150 mm	255x255 mm	130 mm	280x250 mm	A	7 kg
201-303-220	203-303-220	300x300x220 mm	255x255 mm	200 mm	280x250 mm	A	8 kg
201-304-220	203-304-220	300x400x220 mm	255x355 mm	200 mm	280x350 mm	A	9 kg
201-404-220	203-404-220	400x400x220 mm	355x355 mm	200 mm	380x350 mm	A	11 kg
201-406-220	203-406-220	400x600x220 mm	355x555 mm	200 mm	380x550 mm	A	17 kg
201-505-220	203-505-220	500x500x220 mm	455x455 mm	200 mm	480x450 mm	A	17 kg
201-604-220	203-604-220	600x400x220 mm	555x355 mm	200 mm	580x350 mm	A	17 kg
201-606-220	203-606-220	600x600x220 mm	555x555 mm	200 mm	580x550 mm	A	23 kg
201-606-320	203-606-320	600x600x320 mm	555x555 mm	300 mm	580x550 mm	A	26 kg
200-608-225	202-608-225	600x800x225 mm	530x730 mm	205 mm	550x725 mm	B	31 kg
200-608-325	202-608-325	600x800x325 mm	530x730 mm	305 mm	550x725 mm	B	34 kg
200-808-225	202-808-225	800x800x225 mm	730x730 mm	205 mm	750x725 mm	B	39 kg
200-808-325	202-808-325	800x800x325 mm	730x730 mm	305 mm	750x725 mm	B	42 kg
200-808-425	202-808-425	800x800x425 mm	730x730 mm	405 mm	750x725 mm	B	47 kg
200-810-325	202-810-325	800x1000x325 mm	730x930 mm	305 mm	750x925 mm	B	72 kg
200-812-325	202-812-325	800x1200x325 mm	730x1130 mm	305 mm	750x1125 mm	B	75 kg
200-812-425	202-812-425	800x1200x425 mm	730x1130 mm	405 mm	750x1125 mm	B	78 kg

W = Width, H = Height, D = Depth, M = Mounting depth (distance from base plate to back of cover)